

# Notice







Post this notice prominently where placards are used.







	<b>Read and understand operator's manual</b> and all other safety instructions before using this equipment.
	<b>Risk of eye injury!</b> Wear eye protection.
	<b>Splash hazard!</b> Wear approved face shield.
	<b>Wear protective gloves.</b>
	<b>De-energize and lockout</b> before making adjustments or repairs.

	<b>Risk of injury!</b> Do NOT operate without guards in place.
	<b>Entanglement hazard!</b> Do NOT wear gloves.
	<b>Avoid injury!</b> <ul style="list-style-type: none"><li>• Always inspect saw blades before use.</li><li>• Replace all cracked or damaged blades.</li></ul>
	<b>Avoid injury!</b> This unit is to be serviced by trained personnel only.

# Notice


Post this notice prominently where placards are used.




	<p><b>Rotating cutter!</b></p> <ul style="list-style-type: none"> <li>• Keep hands clear.</li> <li>• Lockout/tagout before servicing.</li> </ul>
	<p><b>Moving parts can crush and cut!</b></p> <ul style="list-style-type: none"> <li>• Keep guards in place.</li> <li>• Lockout/tagout before servicing.</li> </ul>
	<p><b>Rotating shafts and coupling!</b></p> <ul style="list-style-type: none"> <li>• Do NOT operate with guard removed.</li> <li>• Lockout/tagout before servicing.</li> </ul>
	<p><b>Entanglement hazard!</b></p> <ul style="list-style-type: none"> <li>• Rotating parts.</li> <li>• Do NOT operate with exposed long hair, jewelry or loose clothing.</li> </ul>
	<p><b>Entanglement hazard!</b></p> <ul style="list-style-type: none"> <li>• Rotating parts.</li> <li>• Do NOT operate with exposed long hair, jewelry or loose clothing.</li> </ul>
	<p><b>Pinch point!</b></p> <p>Keep hands and fingers clear.</p>

	<p><b>Rotating cutter head!</b></p> <ul style="list-style-type: none"> <li>• Do NOT operate with guard removed.</li> <li>• Lockout/tagout before servicing.</li> </ul>
	<p><b>Entrapment / Crush Hazard</b></p> <ul style="list-style-type: none"> <li>• Do not enter area between machine and fixed object.</li> <li>• Lockout/tagout before servicing.</li> </ul>
	<p><b>Moving parts can crush and cut!</b></p> <ul style="list-style-type: none"> <li>• Keep guards in place.</li> <li>• Lockout/tagout before servicing.</li> </ul>
	<p><b>Pinch point!</b></p> <p>Keep hands and fingers clear.</p>
	<p><b>Moving blade can crush and cut!</b></p> <ul style="list-style-type: none"> <li>• Keep guards in place.</li> <li>• Lockout/tagout before servicing.</li> </ul>
	<p><b>Moving parts can crush and cut!</b></p> <ul style="list-style-type: none"> <li>• Keep guards in place.</li> <li>• Lockout/tagout before servicing.</li> </ul>

# Notice

Post this notice prominently where placards are used.

	<p><b>Entanglement hazard!</b></p> <ul style="list-style-type: none"><li>• Do NOT operate with exposed long hair, jewelry, or loose clothing.</li></ul>
	<p><b>Entanglement hazard!</b></p> <ul style="list-style-type: none"><li>• Do NOT operate with exposed long hair, jewelry, or loose clothing.</li></ul>
	<p><b>Moving parts can crush and cut!</b></p> <ul style="list-style-type: none"><li>• Keep guards in place.</li><li>• Lockout/tagout before servicing.</li></ul>
	<p><b>Moving parts can crush and cut!</b></p> <ul style="list-style-type: none"><li>• Keep guards in place.</li><li>• Lockout/tagout before servicing.</li></ul>
	<p><b>Pinch point!</b></p> <p>Keep hands and fingers clear.</p>

	<p><b>Moving parts can crush and cut!</b></p> <ul style="list-style-type: none"><li>• Keep guards in place.</li><li>• Lockout/tagout before servicing.</li></ul>
	<p><b>Moving bandsaw blade will cut!</b></p> <ul style="list-style-type: none"><li>• Do NOT operate with guard removed.</li><li>• Do NOT place hands or fingers under guard.</li><li>• Use compressed air to remove debris from under guard.</li></ul>
	<p><b>Moving parts can crush and cut!</b></p> <ul style="list-style-type: none"><li>• Keep guards in place.</li><li>• Lockout/tagout before servicing.</li></ul>